

Multicare[®]



Critical Care Bed

Multicare[®] for Prevention, Therapy and



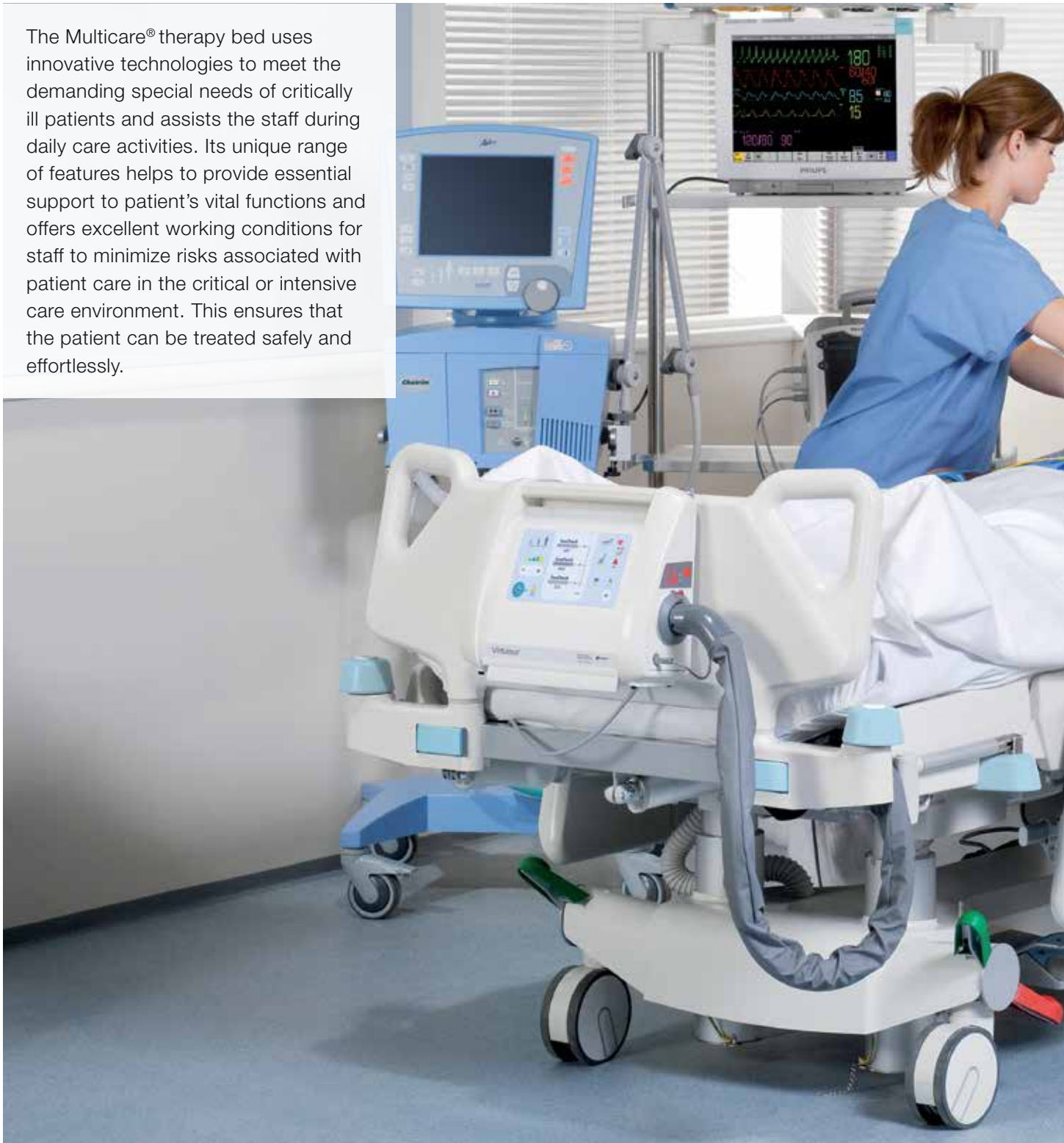
Diagnostics



We take
care

Multicare® – We Take Care

The Multicare® therapy bed uses innovative technologies to meet the demanding special needs of critically ill patients and assists the staff during daily care activities. Its unique range of features helps to provide essential support to patient's vital functions and offers excellent working conditions for staff to minimize risks associated with patient care in the critical or intensive care environment. This ensures that the patient can be treated safely and effortlessly.





- Frame-based Automatic Lateral Tilting (ALT) enables open lung strategies
- Supports all steps of Early Mobilization with the unique side rail concept
- The side rail design, its height, bed exit alarm and i-Brake® reduce the risk of falls



Patient

- Less physical strain and easier patient handling due to Lateral Tilt
- Safe in-hospital transportation situations with i-Drive Power®.
- Easier repositioning due to the ErgoFrame®



Staff

- Cost saving for for ventilator associated pneumonia (VAP), falls, infections and pressure injuries
- Effective time management
- Length of stay improvement



Management

Staff Friendly

PLATFORM BASED LATERAL TILT

- An aid for handling the patient with minimum effort.
- Routine nursing activities such as washing, re-positioning, prevention and therapy of pressure injuries easily and ergonomically.
- Simply turn your patient on their side using the bed's Lateral Tilt.





BACK INJURIES

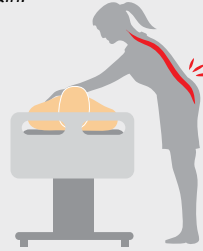
Ergonomically correct



The Multicare® bed with Lateral Tilt.

Ergonomically incorrect

52% of nurses complain of chronic back pain.



A bed without Lateral Tilt. A huge risk of back injury in the lumbar area.



LATERAL TILT

Can minimize the effort required from ICU staff and optimize working conditions during other activities such as mobilization and transfer from the bed to a stretcher.



OPTIMIZED SUPPORT FOR A BETTER OUTCOME



LESS BACK INJURIES AND PHYSICAL STRAIN



REDUCED EXTRA COSTS FOR STAFF OCCUPATIONAL INJURIES

Patient and Staff Support





MOBI-LIFT®

- Individualized out-of-bed support tool.
- Combined with the unique side rail handle.
- Active participation of the patient during the mobilization process.



I-DRIVE POWER®

- Automatic, motorized patient transportation without manpower.
- A unique feature avoids the risk of self-activation, unintentional activation or misuse.
- The intelligent accelerator optimizes the drive speed in different drive situations.

Patient Safety





MULTICARE® SIDE RAIL CONCEPT

The unique design and rail height offers optimized access to the patient and contributes to improvement of fall management strategies in hospitals.



I-BRAKE®

The automatic brake can prevent uncontrolled movement and falls caused by leaning on an unsecured bed with a solution instead of warning.



MULTI ZONE BED EXIT

An adequate audible alert regime can be selected and activated based on the actual fall risk status of a given patient. This feature can help the staff to control the patient's position and react in time accordingly.



NURSE CALL

Nurse call is always at hand to prevent dangerous situations or to call staff for common assistance.

Patient Outcome





AUTOMATIC LATERAL THERAPY (ALT)

The Multicare® Automatic Lateral Tilting is frame-based, can be programmed to perform cycles according to individual needs.



ORTHOPNOEIC CHAIR

This position can help to improve respiratory function and is in addition a part of the Early Mobilization concept.



SUPPORT OF INDIVIDUAL PATIENT NEEDS IN THERAPY, PREVENTION AND CARE



PATIENT CARE WITH LESS PHYSICAL EFFORT



SHORTENS THE LENGTH OF STAY WITH ADAPTED PATIENT CARE

Prevention of Pressure Injuries



The open architecture of the Multicare® bed allows for use of various mattress systems for prevention and as a treatment support of pressure injuries according to the needs of the patient.



Virtuoso® with "Zero Pressure" and 3-cell technology.



OptiCare® with integrated design.

THE ERGOFRAME®

The feature creates more space under patient's pelvis.



LATERAL TILT

Can assist nurses to perform regular patient's repositioning. This basic but essential procedure can be done effectively with reduced strain and risk of back injury.

Caregiver Support

MULTIBOARD

An easily accessible control panel with an intuitive user interface.



I-DRIVE

The i-Drive's retractable 5th castor helps to reduce the effort required from staff to push and steer the bed during transportation.





LATERAL X-RAY CASSETTE TRAY

The lateral X-ray cassette holder enables safe imaging of the chest without the need to reposition the patient on the bed.



SCALES

The Advanced Weighing System integrated into the Multicare® bed is capable of indicating the exact weight of the patient in most bed positions. This yields not only the current value of the patient's weight, but also provides valuable information about changes over time.



FOOT CONTROLS

Allow handsfree comfortable adjustment of the height and Lateral Tilt.



ILLUMINATED PATIENT KEYBOARDS

For better patient orientation at night.

Infection Control





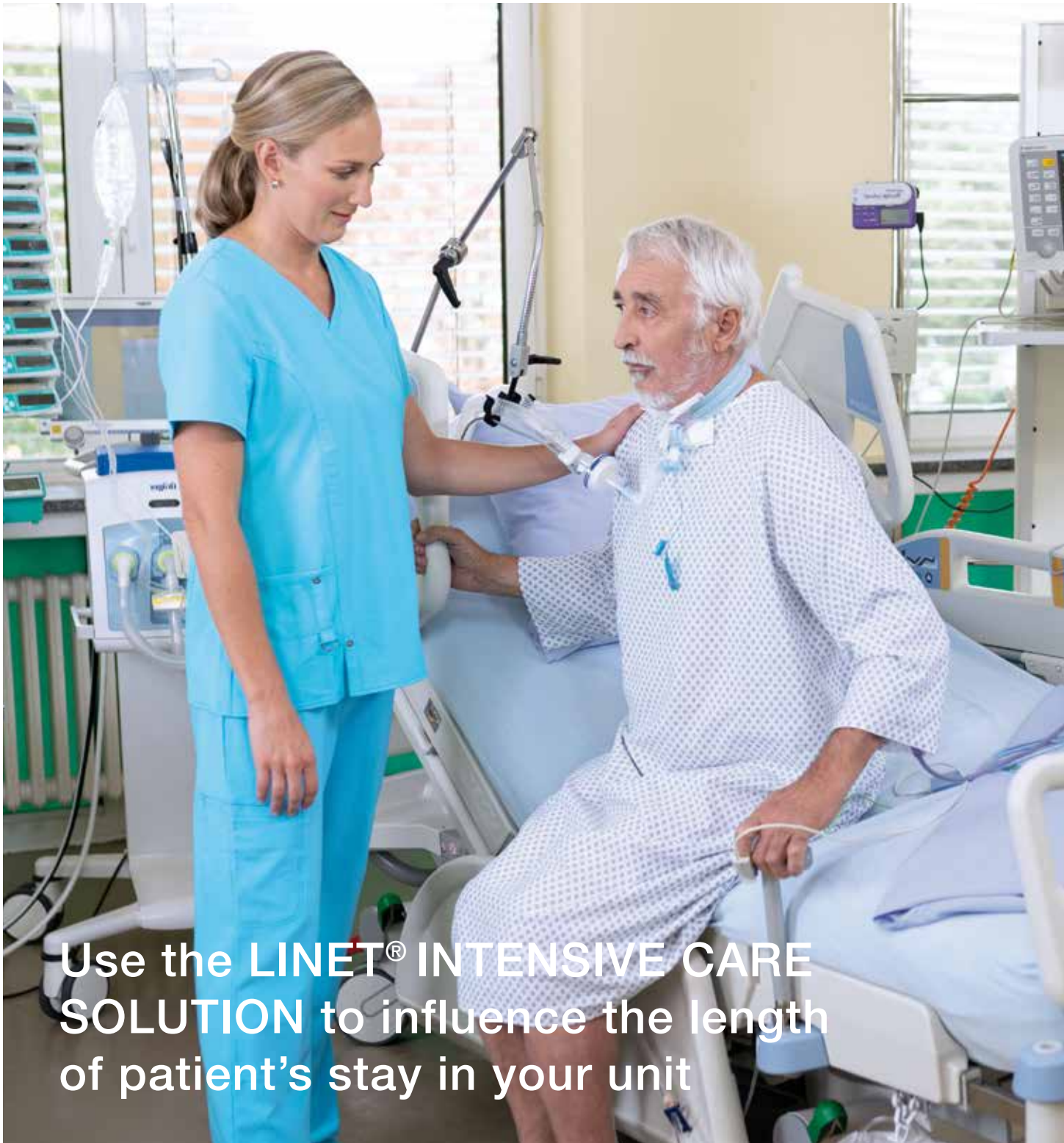
PERFECT DISINFECTION

The column construction with smooth, seamless surfaces makes easy and complete decontamination possible.



The hygiene-friendly design of Multicare® is easy and simple to clean due to the column construction, lateral tilting, easily removable parts (e.g. head and foot ends as well as parts of the lying surface), large and smooth surfaces, a covered chassis, and orderly cable management.

Early Mobilization with LINET[®]



Use the LINET[®] INTENSIVE CARE SOLUTION to influence the length of patient's stay in your unit

Integrating the advanced features of the LINET® bed frame into the Intensive and Critical Care Environment can help to simplify the Early Mobilization program. All these features are standard to the LINET® bed frame.



Level 1

The frame-based Lateral Tilt is a unique LINET® feature which can help accelerate the recovery of critical care patients. Micro-shifting technology and Automatic Lateral Therapy can assist with reducing complications such as the formation of pressure injuries and a higher risk of VAP.



Level 2

Immobile ICU patients can experience trunk or core weakness, reducing their ability to support themselves in an upright position. The full chair and reverse Trendelenburg positions help with muscle strengthening exercises as well as hemodynamic and orthostatic training. This is a one-button function on LINET® beds.



Level 3

While sitting on the edge of the bed, in addition to touching the floor with his/her feet, the patient has two fixed points – the siderails and Mobi-Lift®. The Mobi-Lift® sets the bed into an ideal height and the ergonomic siderails create a stable support.



Level 4

The Mobi-Lift® together with the siderails are unique LINET® features which could improve the safety of the entire Early Mobilization Program in your intensive care department. Moving the patient to the Sella chair or another bed becomes a much simpler process.

Technical Details





CERTIFICATES

LINET® is a company certified under international standards and quality systems: ISO 9001, ISO 13485, ISO 14001, MDSAP.

Products are manufactured in accordance with the European standards for medical technology and hospital beds: EN 60601-1, EN 60601-1-2, EN 60601-1-6, EN 60601-2-52, EN ISO 14971, EN 45501, 2014/31/EU, 2011/65/EU.

ELECTRIC PARAMETERS

Power supply	230 V AC, 50 / 60 Hz
Maximum input max.	370 VA
Cover against water and dust	IP X4
Type of protection against electrical current	Class I
Level of protection against injury from electrical current	Applied part type B
Electric motor operation mode (load factor)	max. 2 min ON / 18 min OFF

TECHNICAL PARAMETERS

External dimensions	215×105 cm (shortest mattress platform position)
	237×105 cm (longest mattress platform position)
Mattress dimensions	208 × 86 cm
Max. mattress height	23 cm
Height adjustment	44–82 cm
Lateral tilt	±30°
TR/ATR tilt	13°/16°
Weight (basic equipment)	224 kg
Safe working load	250 kg



Multicare®

Patient

- Frame-based Automatic Lateral Tilting (ALT) enables open lung strategies
- Supports all steps of Early Mobilization with the unique side rail concept
- The side rail design, its height, bed exit alarm and i-Brake® reduce the risk of falls



- Less physical strain and easier patient handling due to Lateral Tilt
- Safe in-hospital transportation situations with i-Drive power®.
- Easier repositioning due to the Ergoframe®



Staff

Management

- Cost saving for ventilator associated pneumonia (VAP), falls, infections and pressure injuries
- Effective time management
- Length of stay improvement



 wissner-
bosserhoff

LINET

Members of LINET Group

LINET spol. s r.o.

Želečnice 5 | 274 01 Slaný | Czech Republic

tel.: +420 312 576 400 | fax: +420 312 522 668 | e-mail: info@linet.com | www.linet.com

